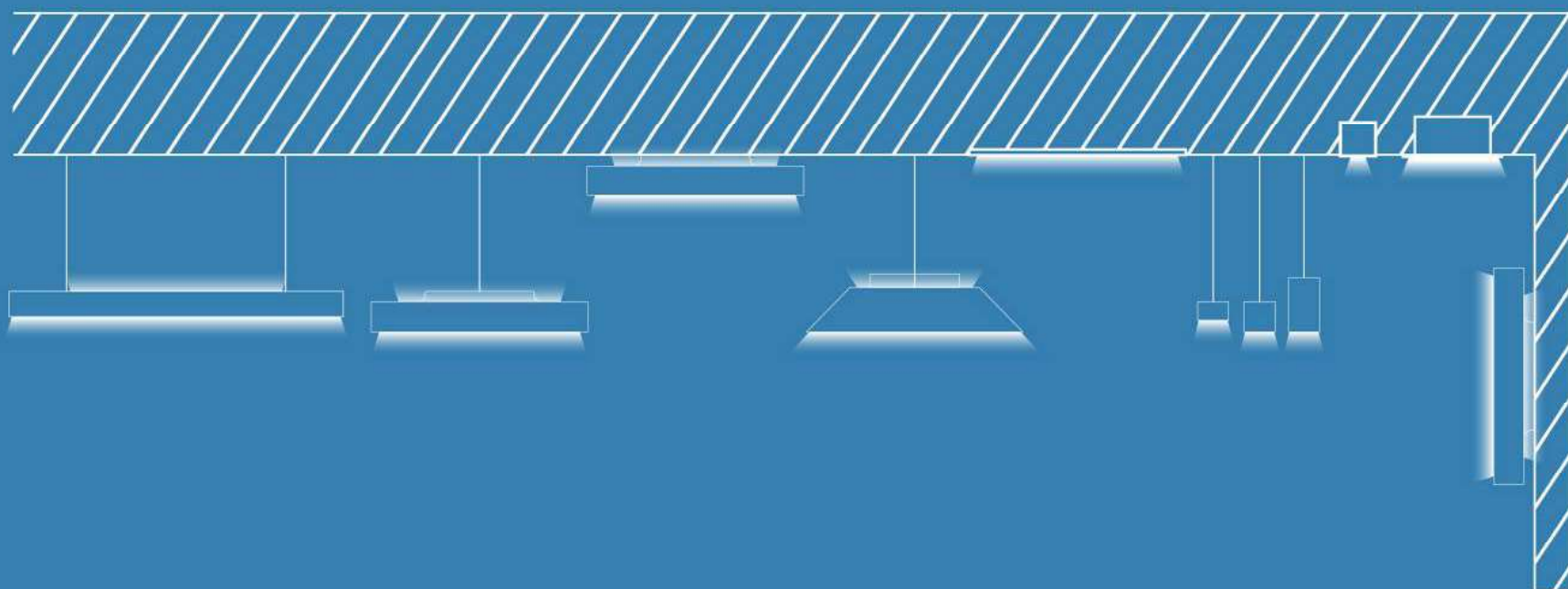


INSTALLATION



PRODUCT LIST

HAIRUNLUX®



B080



B129



F056



F081



F105



S-Float



S-Bright Moon



Jade Moon



R035



R060



R081



R100



R150



RC081



Ring



Blade



LL035



LL081



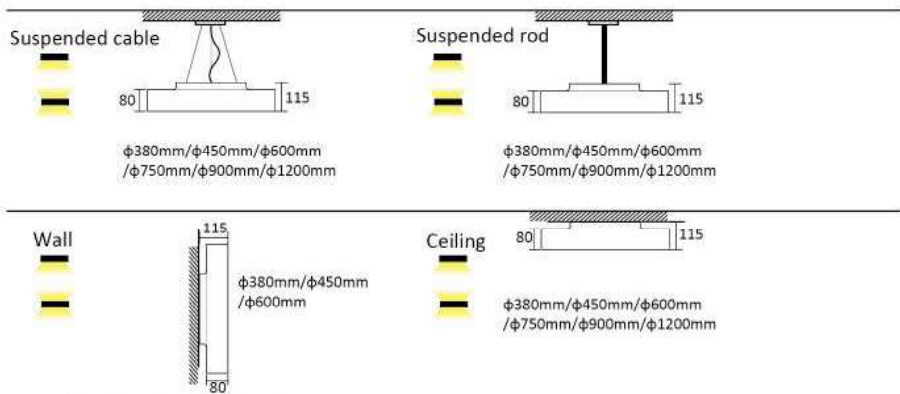
LL100



Bright Moon-B080

This product adopts simple and clean concept.
 The product's advantage: uniform luminescence, no spots.
 This item has 4 installation ways: wall, surface, suspended cable, suspended rod.
 Applicable places: lobby, hotel, office, home, public place etc.

Installation Unit: mm



Technical Details

Product	Power	Luminous	Voltage	Color temp(k)	CRI	IP
HR-B080-R038	15W/25W	100-120lm/w	220-240 (100-277)	2700-6500	80Ra/90Ra	20
HR-B080-R045	30W/40W	100-120lm/w	220-240 (100-277)	2700-6500	80Ra/90Ra	20
HR-B080-R060	40W/60W	100-120lm/w	220-240 (100-277)	2700-6500	80Ra/90Ra	20
HR-B080-R075	50W/70W	100-120lm/w	220-240 (100-277)	2700-6500	80Ra/90Ra	20
HR-B080-R090	70W/90W	100-120lm/w	220-240 (100-277)	2700-6500	80Ra/90Ra	20
HR-B080-R120	90W/120W	100-120lm/w	220-240 (100-277)	2700-6500	80Ra/90Ra	20

Colors

○ White ● Black ● Silver Colours

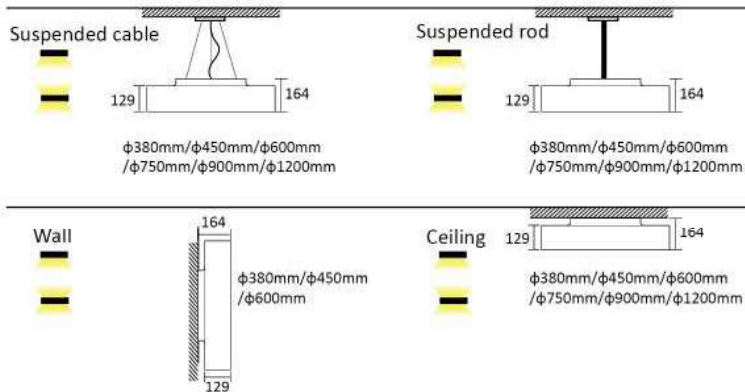




Bright Moon-B129

This product adopts simple and clean concept.
 The product's advantage: uniform luminescence, no spots.
 This item has 4 installation ways: wall, surface, suspended cable, suspended rod.
 Applicable places: lobby, hotel, office, home, public place etc.

Installation Unit: mm



Technical Details

Product	Power	Luminous	Voltage	Color temp(k)	CRI	IP
HR-B129-R038	15W/25W	100-120lm/w	220-240 (100-277)	2700-6500	80Ra/90Ra	20
HR-B129-R045	30W/40W	100-120lm/w	220-240 (100-277)	2700-6500	80Ra/90Ra	20
HR-B129-R060	40W/60W	100-120lm/w	220-240 (100-277)	2700-6500	80Ra/90Ra	20
HR-B129-R075	50W/70W	100-120lm/w	220-240 (100-277)	2700-6500	80Ra/90Ra	20
HR-B129-R090	70W/90W	100-120lm/w	220-240 (100-277)	2700-6500	80Ra/90Ra	20
HR-B129-R120	90W/120W	100-120lm/w	220-240 (100-277)	2700-6500	80Ra/90Ra	20

Colors

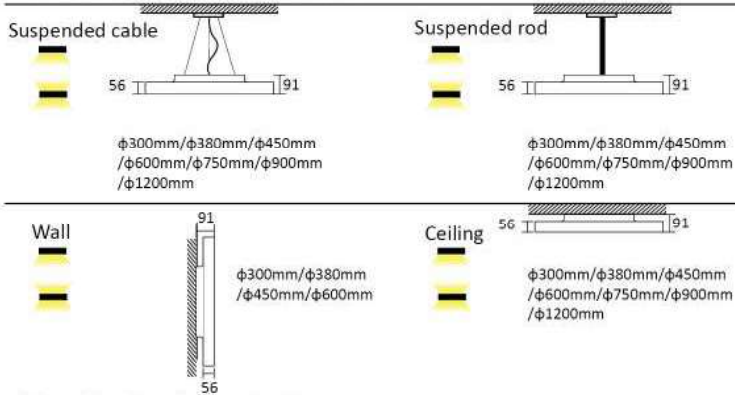




FLOAT - F056

This product adopts simple and clean concept. LOW UGR, help offer the most comfortable lighting environment. Up and down light could help make the lighting environment look spacious.
 The product's advantage: uniform luminescence, no spots.
 This item has four installation ways: wall, surface, suspended cable, suspended rod.
 Application: lobby, hotel, office, home, public place etc.

Installation Unit:mm



Technical Details

Product	Power	Luminous	Voltage	Color temp(k)	CRI	IP
HR-F056-R030	15W/25W	100-120lm/w	220-240 (100-277)	2700-6500	80Ra/90Ra	20
HR-F056-R038	20W/30W	100-120lm/w	220-240 (100-277)	2700-6500	80Ra/90Ra	20
HR-F056-R045	30W/40W	100-120lm/w	220-240 (100-277)	2700-6500	80Ra/90Ra	20
HR-F056-R060	40W/60W	100-120lm/w	220-240 (100-277)	2700-6500	80Ra/90Ra	20
HR-F056-R075	50W/70W	100-120lm/w	220-240 (100-277)	2700-6500	80Ra/90Ra	20
HR-F056-R090	70W/90W	100-120lm/w	220-240 (100-277)	2700-6500	80Ra/90Ra	20
HR-F056-R120	90W/120W	100-120lm/w	220-240 (100-277)	2700-6500	80Ra/90Ra	20

Colors

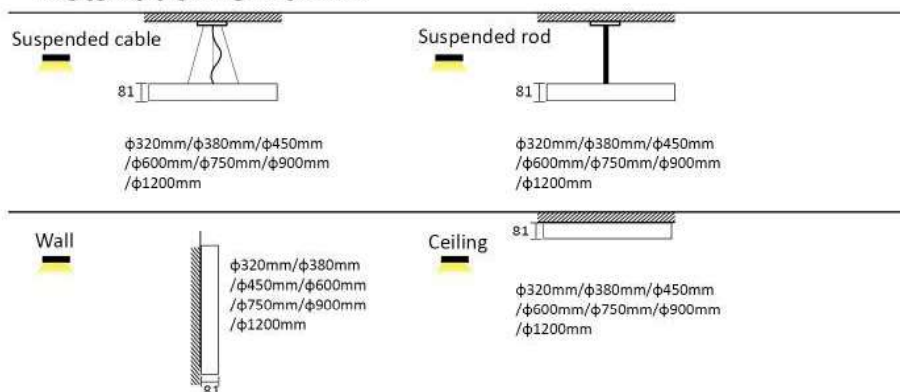




FLOAT-F081

This product adopts simple and clean concept.
 The product's advantage: uniform luminescence, no spots.
 This item has four installation ways: wall, surface, suspended cable, suspended rod.
 Application: lobby, hotel, office, home, public place etc.

Installation Unit:mm



Technical Details

Product	Power	Luminous	Voltage	Color temp(k)	CRI	IP
HR-F081-R032	15W/25W	100-120lm/w	220-240 (100-277)	2700-6500	80Ra/90Ra	20
HR-F081-R038	20W/30W	100-120lm/w	220-240 (100-277)	2700-6500	80Ra/90Ra	20
HR-F081-R045	30W/40W	100-120lm/w	220-240 (100-277)	2700-6500	80Ra/90Ra	20
HR-F081-R060	40W/60W	100-120lm/w	220-240 (100-277)	2700-6500	80Ra/90Ra	20
HR-F081-R075	50W/70W	100-120lm/w	220-240 (100-277)	2700-6500	80Ra/90Ra	20
HR-F081-R090	70W/90W	100-120lm/w	220-240 (100-277)	2700-6500	80Ra/90Ra	20
HR-F081-R120	90W/120W	100-120lm/w	220-240 (100-277)	2700-6500	80Ra/90Ra	20

Colors

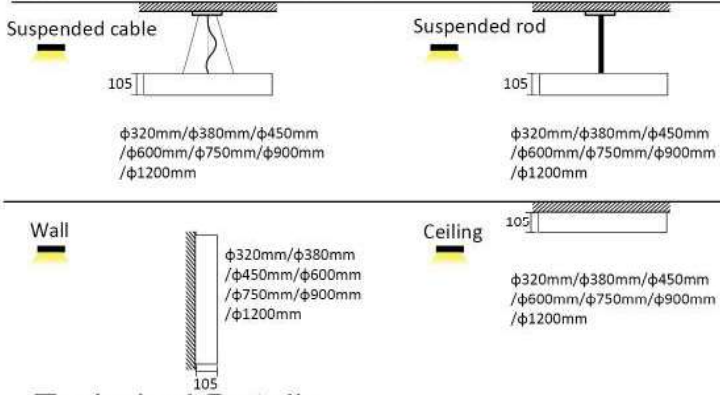




FLOAT-F105

This product adopts simple and clean concept. LOW UGR help offer the most comfortable lighting environment. Up and down light could help make the lighting environment look spacious. The product's advantage: uniform luminescences, no spots. This item has four installation ways: wall, surface, suspended cable, suspended rod. Application: lobby, hotel, office, home, public place etc.

Installation Unit:mm



Technical Details

Product	Power	Luminous	Voltage	Color temp(k)	CRI	IP
HR-F105-R032	15W/25W	100-120lm/w	220-240 (100-277)	2700-6500	80Ra/90Ra	20
HR-F105-R038	20W/30W	100-120lm/w	220-240 (100-277)	2700-6500	80Ra/90Ra	20
HR-F105-R045	30W/40W	100-120lm/w	220-240 (100-277)	2700-6500	80Ra/90Ra	20
HR-F105-R060	40W/60W	100-120lm/w	220-240 (100-277)	2700-6500	80Ra/90Ra	20
HR-F105-R075	50W/70W	100-120lm/w	220-240 (100-277)	2700-6500	80Ra/90Ra	20
HR-F105-R090	70W/90W	100-120lm/w	220-240 (100-277)	2700-6500	80Ra/90Ra	20
HR-F105-R120	90W/120W	100-120lm/w	220-240 (100-277)	2700-6500	80Ra/90Ra	20

Colors

○ White ● Black ● Silver Colours



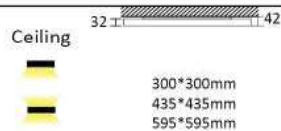
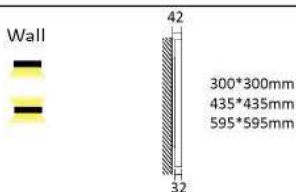



S-FLOAT

The reduced design of the S- FLOAT luminaires captivates with its low profile frame height of just 32 mm and an overall mounting height of just 42 mm. Its housing made of aluminium. Microprismatic PS diffuser make LOW UGR, Special Design make easy installation.

Installation Unit:mm

Suspended cable



Technical Details

Product	Power	Luminous	Voltage	Color temp(k)	CRI	IP
HR-PLS-F-300	15W/25W	100lm/w	220-240 (100-277)	2700-6500	80Ra/90Ra	20
HR-PLS-F-450	30W/40W	100lm/w	220-240 (100-277)	2700-6500	80Ra/90Ra	20
HR-PLS-F-600	40W/60W	100lm/w	220-240 (100-277)	2700-6500	80Ra/90Ra	20

Colors


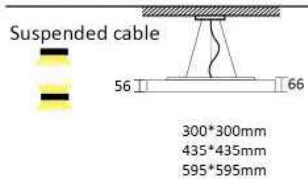




S-BRIGHT MOON

The reduced design of the S-BRIGHT MOON luminaires captivates with its low profile frame height of just 56mm and an overall mounting height of just 66mm. Its housing made of aluminium. Microprismatic PS diffuser make LOW UGR, Special Design make easy installation.



Installation Unit:mm



Technical Details

Product	Power	Luminous	Voltage	Color temp(k)	CRI	IP
HR-PLS-B300	15W/25W	100lm/w	220-240 (100-277)	2700-6500	80Ra/90Ra	20
HR-PLS-B450	30W/40W	100lm/w	220-240 (100-277)	2700-6500	80Ra/90Ra	20
HR-PLS-B600	40W/60W	100lm/w	220-240 (100-277)	2700-6500	80Ra/90Ra	20

Colors

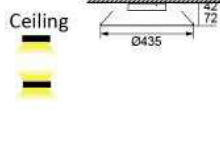
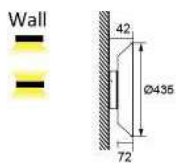




Jade Moon

This item is round and its shell is made of aluminum.
 The product's advantage: uniform luminescence, no spots.
 Up and down lighting design helps make the lighting environment look more spacious.
 Installation ways: wall, surface, suspend cable.

Installation Unit:mm



Technical Details

Product	Power	Luminous	Voltage	Color temp(k)	CRI	IP
HR-JM-450	30W	100lm/w	220-240 (100-277)	2700-6500	80Ra/90Ra	20

Colors

○ White ● Black ● Silver Colours





RING-R035

Ring pendant luminaire with modern simple hollow design, better combination of light radian and arc line; direct/indirect light; LEDs with a very good colour rendering, bring more comfortable, soft and pleasant light, many different sizes meet more architecture design requirement.

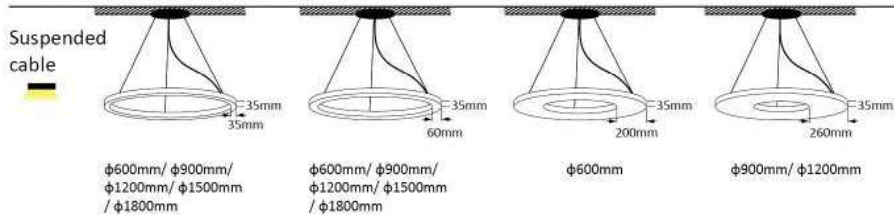
Applications: offices, school, lobby, hotel, car showrooms, etc.

Colors: White, Black and silver.

Aluminum Frame

5 years warranty

Installation Unit:mm



Technical Details

Product	Power	Luminous	Voltage	Color temp(k)	CRI	IP
HR-PR035-35-0600	30W	100lm/w	220-240 (100-277)	2700-6500	80Ra/90Ra	20
HR-PR035-35-0900	40W	100lm/w	220-240 (100-277)	2700-6500	80Ra/90Ra	20
HR-PR035-35-1200	60W	100lm/w	220-240 (100-277)	2700-6500	80Ra/90Ra	20
HR-PR035-35-1500	80W	100lm/w	220-240 (100-277)	2700-6500	80Ra/90Ra	20
HR-PR035-60-1800	90W	100lm/w	220-240 (100-277)	2700-6500	80Ra/90Ra	20
HR-PR035-60-0600	40W	100lm/w	220-240 (100-277)	2700-6500	80Ra/90Ra	20
HR-PR035-60-0900	60W	100lm/w	220-240 (100-277)	2700-6500	80Ra/90Ra	20
HR-PR035-60-1200	80W	100lm/w	220-240 (100-277)	2700-6500	80Ra/90Ra	20
HR-PR035-60-1500	100W	100lm/w	220-240 (100-277)	2700-6500	80Ra/90Ra	20
HR-PR035-60-1800	120W	100lm/w	220-240 (100-277)	2700-6500	80Ra/90Ra	20
HR-PR035-200-0600	50W	100lm/w	220-240 (100-277)	2700-6500	80Ra/90Ra	20
HR-PR035-260-0900	80W	100lm/w	220-240 (100-277)	2700-6500	80Ra/90Ra	20
HR-PR035-260-1200	100W	100lm/w	220-240 (100-277)	2700-6500	80Ra/90Ra	20

Colors

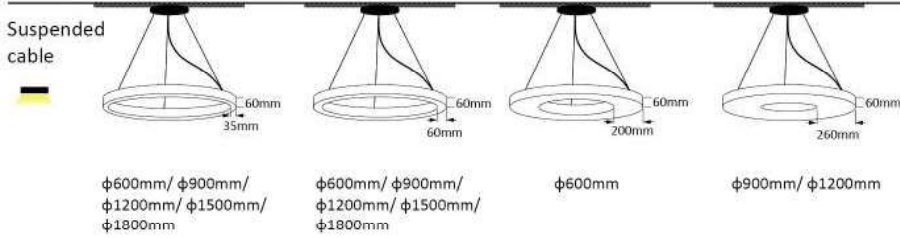




RING-R060

Ring pendant luminaire with modern simple hollow design, better combination of light radian and arc line; direct/indirect light; LEDs with a very good colour rendering, bring more comfortable, soft and pleasant light, many different sizes meet more architecture design requirement.
 Applications: offices, school, lobby, hotel, car showrooms, etc.
 Colors: White, Black and silver.
 Aluminum Frame
 5 years warranty


Installation Unit:mm



Technical Details

Product	Power	Luminous	Voltage	Color temp(k)	CRI	IP
HR-PR060-35-0600	30W	100lm/w	220-240 (100-277)	2700-6500	80Ra/90Ra	20
HR-PR060-35-0900	40W	100lm/w	220-240 (100-277)	2700-6500	80Ra/90Ra	20
HR-PR060-35-1200	60W	100lm/w	220-240 (100-277)	2700-6500	80Ra/90Ra	20
HR-PR060-35-1500	80W	100lm/w	220-240 (100-277)	2700-6500	80Ra/90Ra	20
HR-PR060-35-1800	90W	100lm/w	220-240 (100-277)	2700-6500	80Ra/90Ra	20
HR-PR060-60-0600	40W	100lm/w	220-240 (100-277)	2700-6500	80Ra/90Ra	20
HR-PR060-60-0900	60W	100lm/w	220-240 (100-277)	2700-6500	80Ra/90Ra	20
HR-PR060-60-1200	80W	100lm/w	220-240 (100-277)	2700-6500	80Ra/90Ra	20
HR-PR060-60-1500	100W	100lm/w	220-240 (100-277)	2700-6500	80Ra/90Ra	20
HR-PR060-200-0600	50W	100lm/w	220-240 (100-277)	2700-6500	80Ra/90Ra	20
HR-PR060-260-0900	80W	100lm/w	220-240 (100-277)	2700-6500	80Ra/90Ra	20
HR-PR060-260-1200	80W	100lm/w	220-240 (100-277)	2700-6500	80Ra/90Ra	20

Colors





RING-R081

Ring pendant luminaire with modern simple hollow design, better combination of light radian and arc line; direct/indirect light; LEDs with a very good colour rendering, bring more comfortable, soft and pleasant light, many different sizes meet more architecture design requirement.

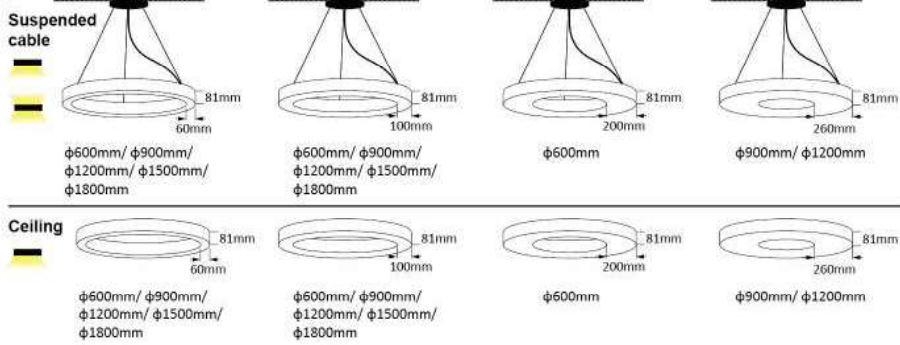
Applications: offices, school, lobby, hotel, car showrooms, etc.

Colors: White, Black and silver.

Aluminum Frame

5 years warranty

Installation Unit:mm



Technical Details

Product	Power (D/ DI)	Luminous	Voltage	Color temp(k)	CRI	IP
HR-PR081-60-0600	40W/60W	100lm/w	220-240 (100-277)	2700-6500	80Ra/90Ra	20
HR-PR081-60-0900	60W/80W	100lm/w	220-240 (100-277)	2700-6500	80Ra/90Ra	20
HR-PR081-60-1200	80W/120W	100lm/w	220-240 (100-277)	2700-6500	80Ra/90Ra	20
HR-PR081-60-1500	100W/160W	100lm/w	220-240 (100-277)	2700-6500	80Ra/90Ra	20
HR-PR081-60-1800	120W/180W	100lm/w	220-240 (100-277)	2700-6500	80Ra/90Ra	20
HR-PR081-100-0600	40W/60W	100lm/w	220-240 (100-277)	2700-6500	80Ra/90Ra	20
HR-PR081-100-0900	60W/80W	100lm/w	220-240 (100-277)	2700-6500	80Ra/90Ra	20
HR-PR081-100-1200	80W/120W	100lm/w	220-240 (100-277)	2700-6500	80Ra/90Ra	20
HR-PR081-100-1500	100W/160W	100lm/w	220-240 (100-277)	2700-6500	80Ra/90Ra	20
HR-PR081-100-1800	120W/180W	100lm/w	220-240 (100-277)	2700-6500	80Ra/90Ra	20
HR-PR081-200-0600	50W/60W	100lm/w	220-240 (100-277)	2700-6500	80Ra/90Ra	20
HR-PR081-260-0900	80W/100W	100lm/w	220-240 (100-277)	2700-6500	80Ra/90Ra	20
HR-PR081-260-1200	100W/120W	100lm/w	220-240 (100-277)	2700-6500	80Ra/90Ra	20

Colors





RING-R100

Ring pendant luminaire with modern simple hollow design, better combination of light radian and arc line; direct/indirect light; LEDs with a very good colour rendering, bring more comfortable, soft and pleasant light, many different sizes meet more architecture design requirement.
 Applications: offices, school, lobby, hotel, car showrooms, etc.
 Colors: White, Black and silver.
 Aluminum Frame
 5 years warranty

Installation Unit:mm



Technical Details

Product	Power (D / DI)	Luminous	Voltage	Color temp(k)	CRI	IP
HR-PR100-60-0600	40W/60W	100lm/w	220-240 (100-277)	2700-6500	80Ra/90Ra	20
HR-PR100-60-0900	60W/80W	100lm/w	220-240 (100-277)	2700-6500	80Ra/90Ra	20
HR-PR100-60-1200	80W/120W	100lm/w	220-240 (100-277)	2700-6500	80Ra/90Ra	20
HR-PR100-60-1500	100W/160W	100lm/w	220-240 (100-277)	2700-6500	80Ra/90Ra	20
HR-PR100-60-1800	120W/180W	100lm/w	220-240 (100-277)	2700-6500	80Ra/90Ra	20
HR-PR100-80-0600	40W/60W	100lm/w	220-240 (100-277)	2700-6500	80Ra/90Ra	20
HR-PR100-80-0900	60W/80W	100lm/w	220-240 (100-277)	2700-6500	80Ra/90Ra	20
HR-PR100-80-1200	80W/120W	100lm/w	220-240 (100-277)	2700-6500	80Ra/90Ra	20
HR-PR100-80-1500	100W/160W	100lm/w	220-240 (100-277)	2700-6500	80Ra/90Ra	20
HR-PR100-80-1800	120W/180W	100lm/w	220-240 (100-277)	2700-6500	80Ra/90Ra	20
HR-PR100-100-0600	40W/60W	100lm/w	220-240 (100-277)	2700-6500	80Ra/90Ra	20
HR-PR100-100-0900	60W/80W	100lm/w	220-240 (100-277)	2700-6500	80Ra/90Ra	20
HR-PR100-100-1200	80W/120W	100lm/w	220-240 (100-277)	2700-6500	80Ra/90Ra	20
HR-PR100-100-1500	100W/160W	100lm/w	220-240 (100-277)	2700-6500	80Ra/90Ra	20
HR-PR100-100-1800	120W/180W	100lm/w	220-240 (100-277)	2700-6500	80Ra/90Ra	20

Colors





RING-R150

Ring pendant luminaire with modern simple hollow design, better combination of light radian and arc line; direct/indirect light; LEDs with a very good colour rendering, bring more comfortable, soft and pleasant light, many different sizes meet more architecture design requirement.

Applications: offices, school, lobby, hotel, car showrooms, etc.

Colors: White, Black and silver.

Aluminum Frame

5 years warranty

Installation Unit:mm



φ600mm/ φ900mm/
φ1200mm/ φ1500mm/
φ1800mm


Technical Details

Product	Power (D/ DI)	Luminous	Voltage	Color temp(k)	CRI	IP
HR-PR150-100-0600	40W/60W	100lm/w	220-240 (100-277)	2700-6500	80Ra/90Ra	20
HR-PR150-100-0900	60W/80W	100lm/w	220-240 (100-277)	2700-6500	80Ra/90Ra	20
HR-PR150-100-1200	80W/120W	100lm/w	220-240 (100-277)	2700-6500	80Ra/90Ra	20
HR-PR150-100-1500	100W/160W	100lm/w	220-240 (100-277)	2700-6500	80Ra/90Ra	20
HR-PR150-100-1800	120W/180W	100lm/w	220-240 (100-277)	2700-6500	80Ra/90Ra	20

Colors

○ White ● Black ● Silver Colours 





RING-R081

Ring pendant luminaire with modern simple hollow design, better combination of light radian and arc line; direct/indirect light; LEDs with a very good colour rendering, bring more comfortable, soft and pleasant light, many different sizes meet more architecture design requirement.

Applications: offices, school, lobby, hotel, car showrooms, etc.

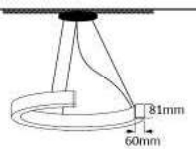
Colors: White, Black and silver.

Aluminum Frame

5 years warranty

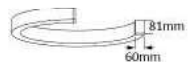
Installation Unit:mm

Suspended cable



φ600mm/ φ900mm/ φ1200mm

Ceiling



φ600mm/ φ900mm/ φ1200mm

Technical Details

Product	Power	Luminous	Voltage	Color temp(k)	CRI	IP
HR-PR081-60-600	30W	100lm/w	220-240 (100-277)	2700-6500	80Ra/90Ra	20
HR-PR081-60-900	40W	100lm/w	220-240 (100-277)	2700-6500	80Ra/90Ra	20
HR-PR081-60-1200	60W	100lm/w	220-240 (100-277)	2700-6500	80Ra/90Ra	20

Colors

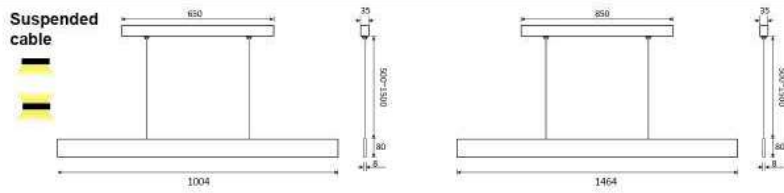




BLADE

Ultra - thin 8MM width design help the light look more floating lightness.
 The lamp body is made of aluminum, very simple and noble. It can be perfectly integrated into ant lighting environment.
 Up and down lighting desgin helps make the lighting environment look more comfortable.
 It is suitable for reception desk, display desk, counter, table and other lighting applications.


Installation Unit: mm



Technical Details

Product	Power	Luminous	Voltage	Color temp(k)	CRI	IP
HR-LLB100-36	30W	60lm/w	220-240 (100-277)	2700-6500	80Ra/90Ra	20
HR-LLB150-45	45W	60lm/w	220-240 (100-277)	2700-6500	80Ra/90Ra	20

Colors



Black

White

Wood Grain





LED Line Light-LL035

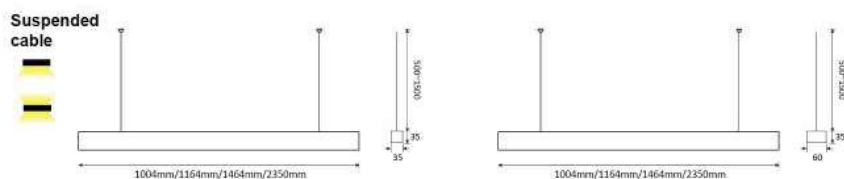
Led linear light, elegant and charming geometric lines, quiet and simple design. With up and down light, and high quality LED help to offer a comfortable and soft lighting. The lamp body is made of aluminum and mould in one piece. Many different sizes meet more lighting design requirement.

Applications: office, school, hotel, supermarkets, etc.

Installed: pendant and surface.

5 years warranty

Installation Unit: mm



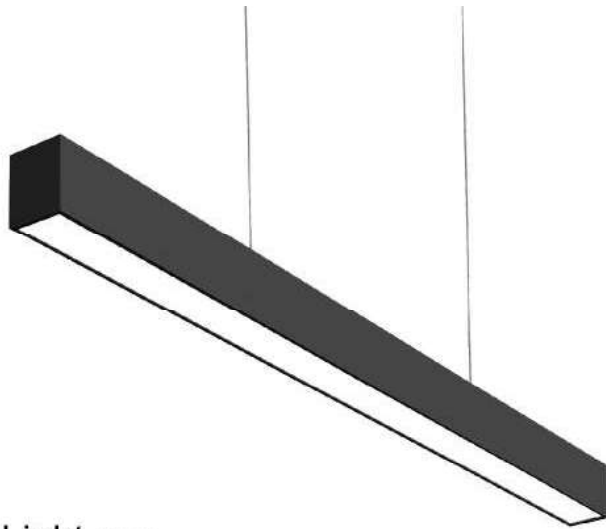
Technical Details

Product	Power	Luminous	Voltage	Color temp(k)	CRI	IP
HR-LL035-100	25W	100lm/w	220-240 (100-277)	2700-6500	80Ra/90Ra	20
HR-LL035-120	30W	100lm/w	220-240 (100-277)	2700-6500	80Ra/90Ra	20
HR-LL035-150	40W	100lm/w	220-240 (100-277)	2700-6500	80Ra/90Ra	20
HR-LL035-240	60W	100lm/w	220-240 (100-277)	2700-6500	80Ra/90Ra	20
HR-LL060-100	25W	100lm/w	220-240 (100-277)	2700-6500	80Ra/90Ra	20
HR-LL060-120	30W	100lm/w	220-240 (100-277)	2700-6500	80Ra/90Ra	20
HR-LL060-150	40W	100lm/w	220-240 (100-277)	2700-6500	80Ra/90Ra	20
HR-LL060-240	60W	100lm/w	220-240 (100-277)	2700-6500	80Ra/90Ra	20

Colors

- White
- Black
- Silver





LED Line Light-LL081

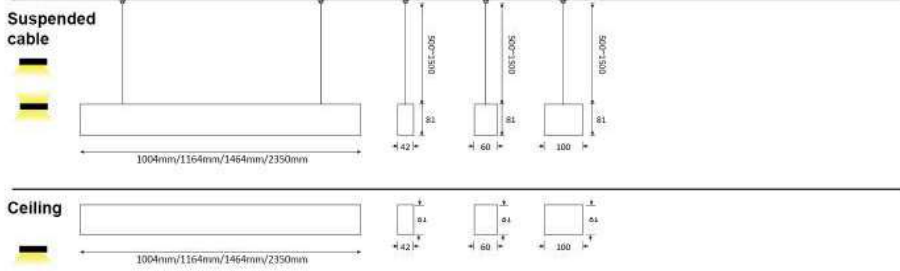
Led linear light, elegant and charming geometric lines, quiet and simple design. With up and down light, and high quality LED help to offer a comfortable and soft lighting. The lamp body is made of aluminum and mould in one piece. Many different sizes meet more lighting design requirement.

Applications: office, school, hotel, supermarkets, etc.

Installed: pendant and surface.

5 years warranty

Installation Unit: mm




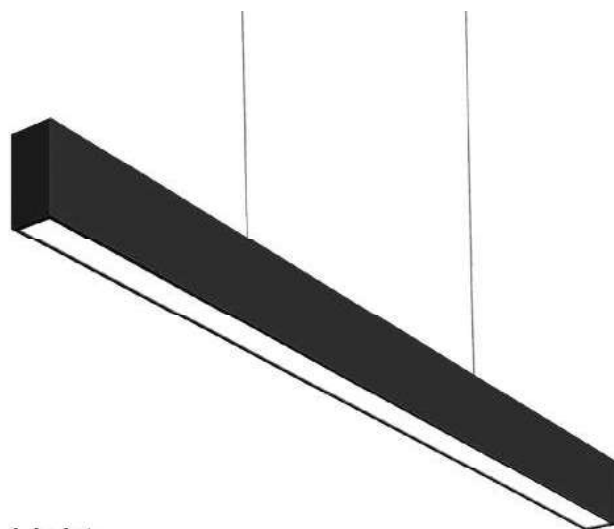
Technical Details

Product	Power (D / DI)	Luminous	Voltage	Color temp(k)	CRI	IP
HR-LL042-100	25W/30W	100lm/w	220-240 (100-277)	2700-6500	80Ra/90Ra	20
HR-LL042-120	30W/40W	100lm/w	220-240 (100-277)	2700-6500	80Ra/90Ra	20
HR-LL042-150	40W/50W	100lm/w	220-240 (100-277)	2700-6500	80Ra/90Ra	20
HR-LL042-240	60W/80W	100lm/w	220-240 (100-277)	2700-6500	80Ra/90Ra	20
HR-LL060-100	25W/30W	100lm/w	220-240 (100-277)	2700-6500	80Ra/90Ra	20
HR-LL060-120	30W/40W	100lm/w	220-240 (100-277)	2700-6500	80Ra/90Ra	20
HR-LL060-150	50W/60W	100lm/w	220-240 (100-277)	2700-6500	80Ra/90Ra	20
HR-LL060-240	60W/80W	100lm/w	220-240 (100-277)	2700-6500	80Ra/90Ra	20
HR-LL100-100	30W/40W	100lm/w	220-240 (100-277)	2700-6500	80Ra/90Ra	20
HR-LL100-120	40W/50W	100lm/w	220-240 (100-277)	2700-6500	80Ra/90Ra	20
HR-LL100-150	50W/60W	100lm/w	220-240 (100-277)	2700-6500	80Ra/90Ra	20
HR-LL100-240	80W/100W	100lm/w	220-240 (100-277)	2700-6500	80Ra/90Ra	20

Colors

○ White ● Black ● Silver





LED Line Light-LL100

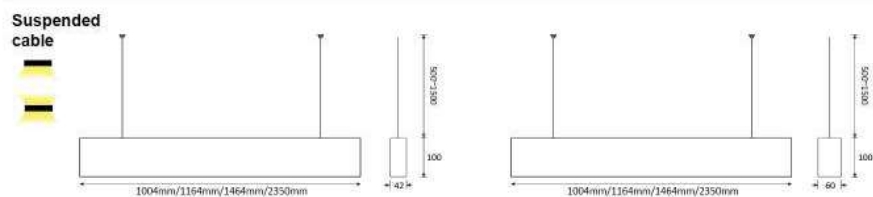
Led linear light, elegant and charming geometric lines, quiet and simple design. With up and down light, and high quality LED help to offer a comfortable and soft lighting. The lamp body is made of aluminum and mould in one piece. Many different sizes meet more lighting design requirement.

Applications: office, school, hotel, supermarkets, etc.

Installed: pendant and surface.

5 years warranty

Installation Unit: mm



Technical Details

Product	Power (D/ DI)	Luminous	Voltage	Color temp(k)	CRI	IP
HR-LL042-100	25W/30W	100lm/w	220-240 (100-277)	2700-6500	80Ra/90Ra	20
HR-LL042-120	30W/40W	100lm/w	220-240 (100-277)	2700-6500	80Ra/90Ra	20
HR-LL042-150	40W/50W	100lm/w	220-240 (100-277)	2700-6500	80Ra/90Ra	20
HR-LL035-240	60W/80W	100lm/w	220-240 (100-277)	2700-6500	80Ra/90Ra	20
HR-LL060-100	25W/30W	100lm/w	220-240 (100-277)	2700-6500	80Ra/90Ra	20
HR-LL060-120	30W/40W	100lm/w	220-240 (100-277)	2700-6500	80Ra/90Ra	20
HR-LL060-150	40W/50W	100lm/w	220-240 (100-277)	2700-6500	80Ra/90Ra	20
HR-LL060-240	60W/80W	100lm/w	220-240 (100-277)	2700-6500	80Ra/90Ra	20

Colors

- White
- Black
- Silver

